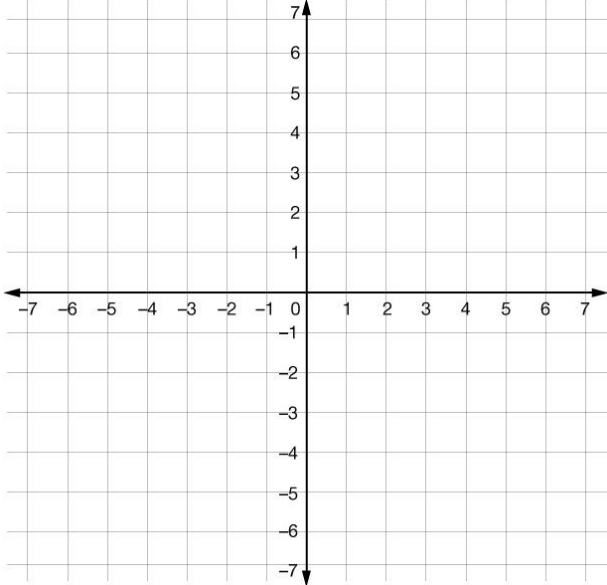
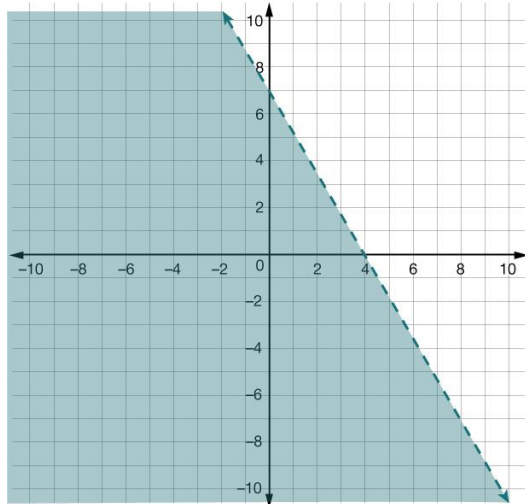


Unit 2 STAAR Review

| | Question | TEKS | Exam/Question# | Unit |
|---|---|-------|----------------|------|
| 1 | <p>A customer paid a total of \$6.00 for 68 copies at a print shop. Some of the copies were black-and-white copies, and the rest were color copies.</p> <ul style="list-style-type: none"> • Each black-and-white copy cost \$0.08. • Each color copy cost \$0.15. <p>Which system of equations can be used to find b, the number of black-and-white copies, and c, the number of color copies that the customer paid for at the print shop?</p> <p>A $b + c = 6.00$ $0.08b + 0.15c = 68$</p> <p>B $b + c = 68$ $0.15b + 0.08c = 6.00$</p> <p>C $b + c = 6.00$ $0.15b + 0.08c = 68$</p> <p>D $b + c = 68$ [correct answer] $0.08b + 0.15c = 6.00$</p> | A2(I) | 2021/#15 | 2 |
| 2 | <p>What is the value of y in the solution to this system of equations?</p> $6y + x = -59$ $x = -2y + 9$ <p>F 8.5</p> <p>G -17 [correct answer]</p> <p>H 43</p> | A5(C) | 2021/#50 | 2 |

| | | | | |
|---|--|-------|----------|---|
| | J-12.5 | | | |
| 3 | <p>Which ordered pair is in the solution set of $8x + 16y > 32$?</p>  <p>[coordinate grid with x and y from -8 to 8]</p> <p>A (0, 2) B (-3, 5) [correct answer] C (-1, 1) D (4, 0)</p> | A3(D) | 2021/#5 | 2 |
| 4 | Which inequality is best represented by the graph? | A2(H) | 2021/#30 | 2 |



[coordinate grid with x from -10 to 10 graph of $7x + 4y < 28$; Graph $7x+4y=28$ with dashed line and then shade points below the line.]

F $4x + 7y \leq 49$

G $4x + 7y < 49$

H $7x + 4y \leq 28$

J $7x + 4y < 28$ [correct answer]

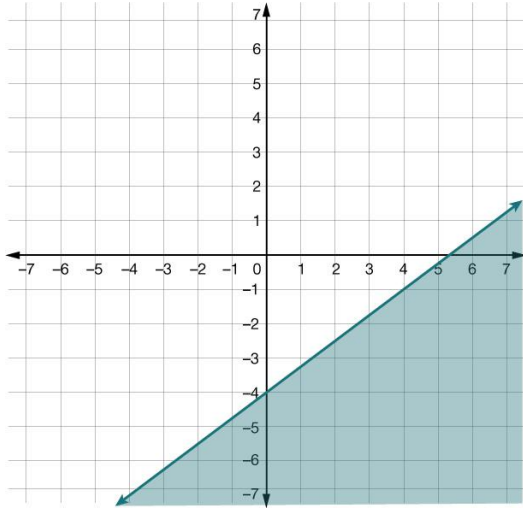
5

Which graph best represents the solution set of $y \leq \frac{3}{4}x - 4$?

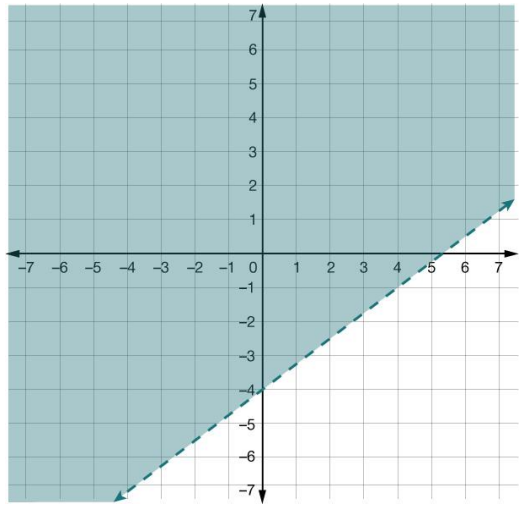
A3(D)

2021/#46

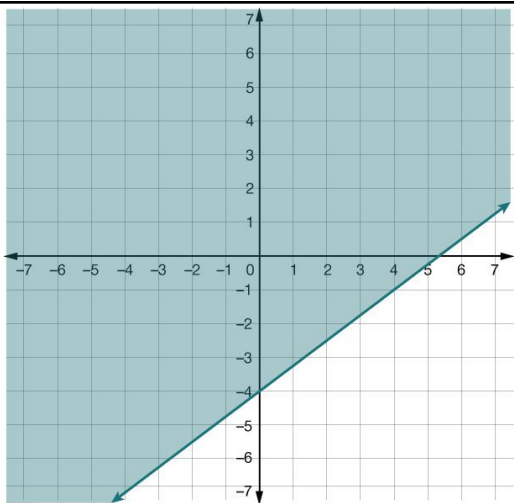
2



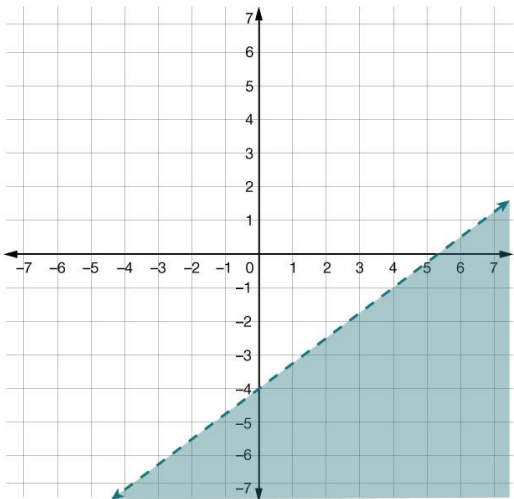
A.



B.



C.



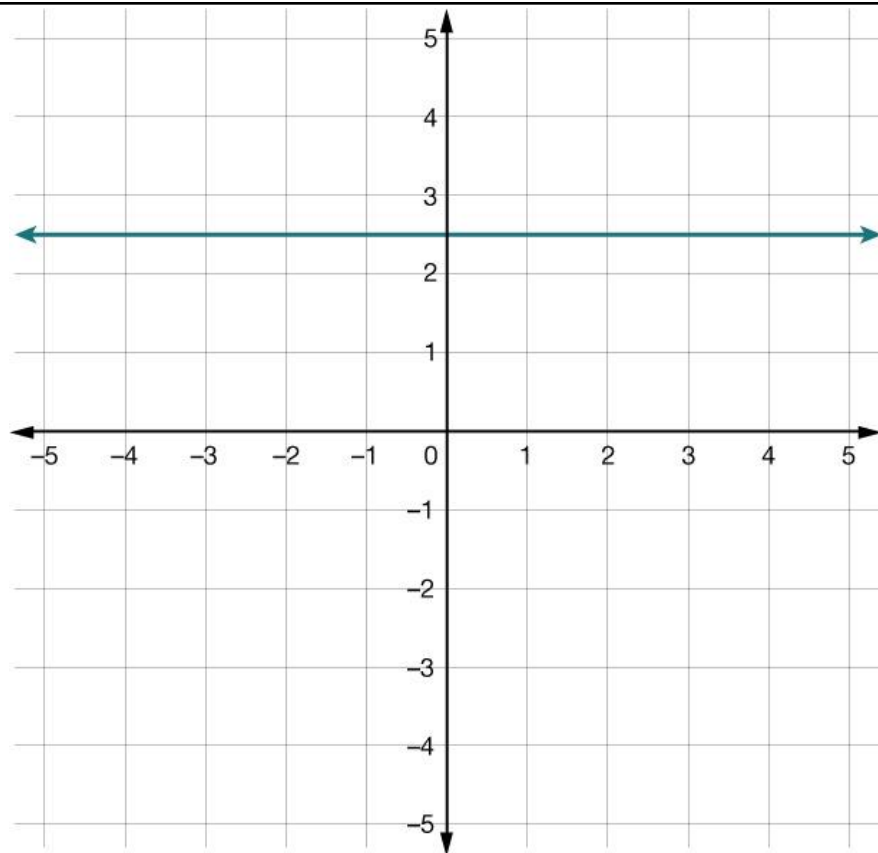
D.

A graph with x and y from -6 to 6 , graph $y=3/4x-4$ with solid line and shade below the line

B graph with x and y from -6 to 6 , graph $y=3/4x-4$ with dashed line and shade above the line

| | | | | |
|---|---|-------|----------|---|
| | <p>C graph with x and y from -6 to 6, graph $y=3/4x-4$ with solid line and shade above the line</p> <p>D graph with x and y from -6 to 6, graph $y=3/4x-4$ with dashed line and shade below the line</p> <p>[correct answer is A]</p> | | | |
| 6 | <p>What is the solution to this equation?</p> $-4(2m - 7) = 3(52 - 4m)$ <p>A $m = 32$ [correct answer] B $m = 46$ C $m = -6.4$ D $m = -40.75$</p> | A5(A) | 2021/#54 | 1 |
| 7 | <p>What is the slope of the graph of $y = 12x - 19$?</p> <p>A -19 B $-\frac{12}{19}$ C $\frac{19}{12}$ D 12 [correct answer]</p> | A3(A) | 2019/#1 | 1 |
| 8 | <p>The total distance in centimeters a toy robot moves varies directly with the time in seconds.</p> <p>The toy robot moves a total distance of 264 centimeters in 11 seconds.</p> <p>What is the time in seconds the toy robot moves when the total distance is 408 centimeters?</p> | A2(D) | 2019/#54 | 1 |

| | | | | |
|----|---|-------|----------|---|
| | F 24 s G 17 s [correct answer] H 13 s J 37 s | | | |
| 9 | <p>What is the equation in standard form of the line that passes through the point (6, -1) and is parallel to the line represented by $8x + 3y = 15$?</p> <p>A $8x + 3y = -45$ B $8x - 3y = -51$ C $8x + 3y = 45$ [correct answer] D $8x - 3y = 51$</p> | A2(E) | 2021/#19 | 1 |
| 10 | <p>Which statement best represents the equation of the line shown on the grid and its relationship to the x-axis?</p> | A2(G) | 2021/#39 | 1 |



[coordinate plane with x and y from -5 to 5. graph $y = 2.5$]

A The equation of the line is $x = 2.5$, and the line is parallel to the x -axis.

B The equation of the line is $x = 2.5$, and the line is perpendicular to the x -axis.

C The equation of the line is $y = 2.5$, and the line is parallel to the x -axis. [correct answer]

| | | | | |
|--|--|--|--|--|
| | D The equation of the line is $y = 2.5$, and the line is perpendicular to the x -axis. | | | |
|--|--|--|--|--|